


# CFM3-0.6

## FM BANDPASS FILTER

### FEATURES

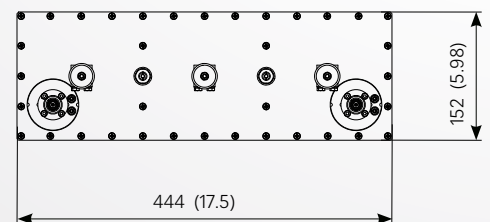
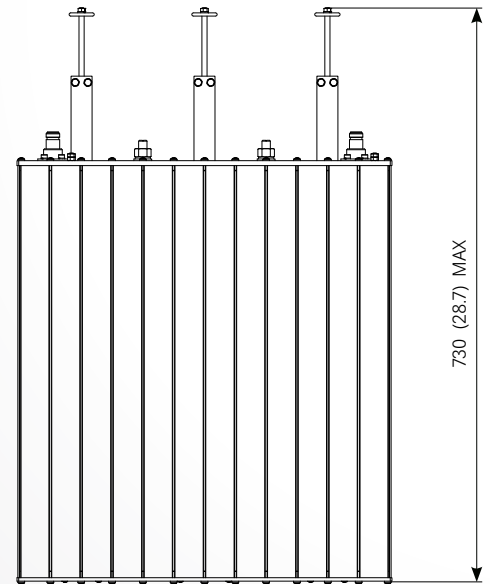
- FM 0.6 kW bandpass filter
- 3 pole / 150 mm (5.9 in)
- adjustable selectivity



### ELECTRICAL DATA

TYPE	CFM3-0.6/AA	CFM3-0.6/BB
FREQUENCY RANGE	87.5 ÷ 108 MHz	
IMPEDANCE	50 ohm	
RETURN LOSS	≥26 dB at carrier fo	
SELECTIVITY stop band atten. 20 dB	± 0.8 ÷ ± 1.6 MHz	
MAX INPUT POWER	0.6 kW (selectivity ± 0.8 ÷ ± 1.6 MHz)	
INSERTION LOSS	See table below	
CONNECTORS	NF	7/16 F
OPERATING TEMPERATURE RANGE	-10 to + 45°C (+14 to +113°F)	
OVER TEMPERATURE*	typical 30 K at max input power	
MATERIALS	Brass, aluminium, invar, teflon	
EXTERNAL FINISHING	Painted RAL 9005	
WEIGHT (approx)	18 kg (40 lb)	

\* referred to ambient temperature. Recommended: [AmbientTemp. + OverTemp.] ≤70°C (158°F)



### INSERTION LOSS at carrier fo (dB)

FREQUENCY (MHz)	87.5	98	108	
SELECTIVITY (MHz)	± 1.6	0.52	0.54	0.56
	± 1.2	0.68	0.70	0.72
	± 0.8	0.96	0.98	1.00

All dimensions are in millimeters (inches)