


CFM4-1.2

FM BANDPASS FILTER

FEATURES

- FM 1.2 kW bandpass filter
- 4 pole / 150 mm (5.9 in)
- adjustable selectivity



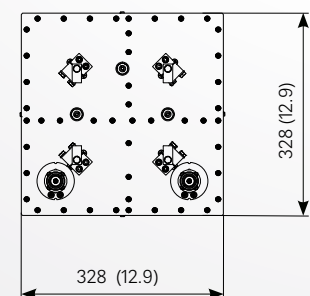
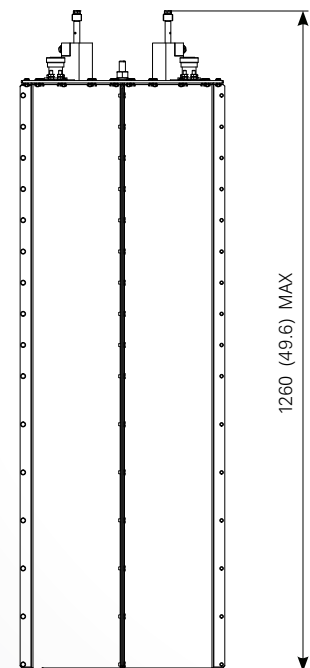
ELECTRICAL DATA

TYPE	CFM4-1.2/BB	CFM4-1.2/CC
FREQUENCY RANGE	87.5 ÷ 108 MHz	
IMPEDANCE	50 ohm	
RETURN LOSS	≥28 dB at carrier fo	
SELECTIVITY stop band atten. 20 dB	± 0.6 ÷ ± 1.2 MHz	
MAX INPUT POWER	1.2 kW (selectivity ± 1.2 MHz)	
	1.0 kW (selectivity ± 1.0 MHz)	
	0.8 kW (selectivity ± 0.8 MHz)	
	0.6 kW (selectivity ± 0.6 MHz)	
INSERTION LOSS	See table below	
CONNECTORS	7/16 F	7/8" Unfl.F
OPERATING TEMPERATURE RANGE	-10 to + 45°C (+14 to +113°F)	
OVER TEMPERATURE*	typical 30 K at max input power	
MATERIALS	Brass, aluminium, invar, teflon	
EXTERNAL FINISHING	Painted RAL 9005	
WEIGHT (approx)	21 kg (46 lb)	

* referred to ambient temperature. Recommended: [AmbientTemp. + OverTemp.] ≤70°C (158°F)

INSERTION LOSS at carrier fo (dB)

FREQUENCY (MHz)	87.5	98	108
SELECTIVITY (MHz)			
± 1.2	0.59	0.62	0.65
± 1.0	0.67	0.71	0.75
± 0.8	0.81	0.85	0.89
± 0.6	1.04	1.08	1.12



All dimensions are in millimeters (inches)