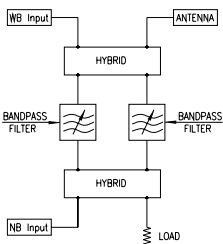


UC/FM/LB3-1.2

FM DIRECTIONAL FILTER TYPE COMBINER

FEATURES

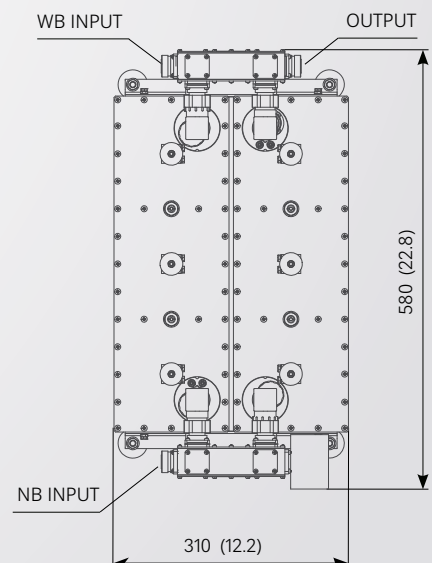
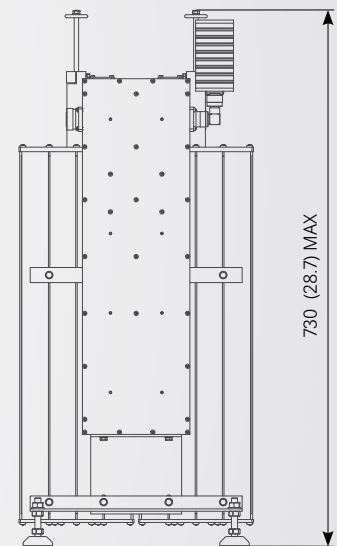
- FM double bridge channel combiner
- 3 pole / 150 mm (5.9 in)
- adjustable selectivity
- temperature compensated



ELECTRICAL AND MECHANICAL DATA

COMBINER TYPE	UC/FM/LB3-1.2		
FREQUENCY RANGE	87.5 ÷ 108 MHz		
- wideband input	87.5 ÷ 108 MHz		
- narrowband input	Tunable over entire FM range		
INPUTS AND OUTPUT IMPEDANCE	50 ohm		
RETURN LOSS			
- wideband input	≥ 26 dB		
- narrowband input (at carrier fo)	≥ 28 dB		
INSERTION LOSS (at carrier fo)			
NB input with freq. spacing ±1.6 MHz	≤ 0.66 dB		
NB input with freq. spacing ±1.2 MHz	≤ 0.82 dB		
NB input with freq. spacing ±0.8 MHz	≤ 1.10 dB		
WB input	≤ 0.10 dB		
WB input with freq. spacing ±0.8 MHz	≤ 0.35 dB		
ISOLATION (at carrier fo)			
- Narrowband input to wideband input	≥ 30 dB		
- Wideband input to narrowband input	≥ 50 dB		
GROUP DELAY	≤ 40 ns at fo ±100 kHz		
(With 0.8 MHz frequency spacing)	≤ 80 ns at fo ±150 kHz		
MAX POWER RATINGS / freq. spacing (MHz)	±1.6	±1.2	±0.8
- Narrowband input	1.2 kW	1.2 kW	1.2 kW
- Wideband input	3 kW	3 kW	3 kW
- Total output	3 kW	3 kW	3 kW
OPERATING TEMPERATURE RANGE	-10 to +45°C (+14 to +113°F)		
OVER TEMPERATURE*	typical 30 K at max NB input power		
INPUT PORTS			
- Narrowband input	7/16 F		
- Wideband input	7/16 F		
OUTPUT PORT	7/16 F		
WEIGHT (approx)	52 kg (115 lb)		

* referred to ambient temperature. Recommended: [AmbientTemp. + OverTemp.] ≤ 70°C (158°F)



All dimensions are in millimeters (inches)